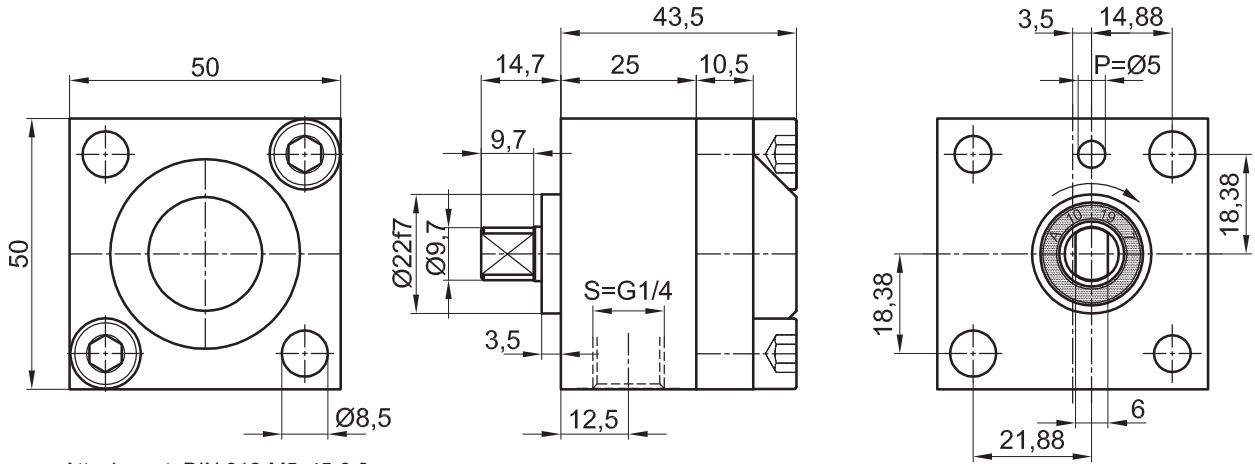


# Internal Gear Driven Pump IPZ 2 - HER 5 Mounting with 0,72 ccm/RPM

Default Design (Clockwise Shaft Rotation Viewed)



Attachment: DIN 912-M5x45-8:8  
Tightening Torque: 18 Nm

Symbol:



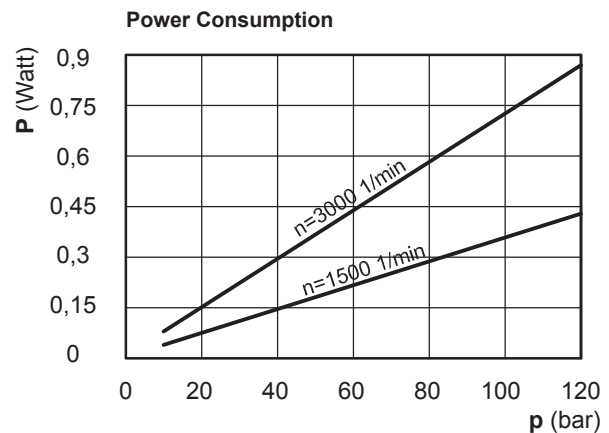
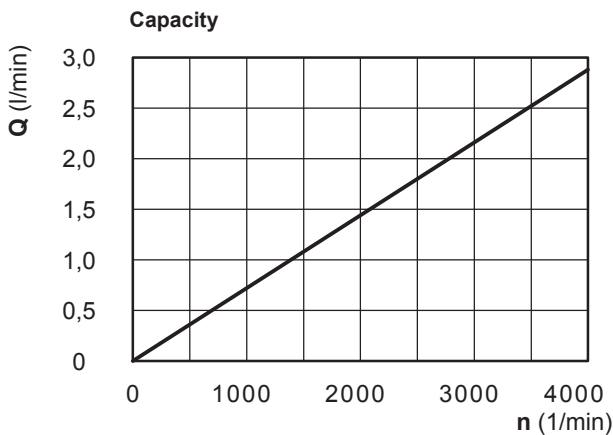
The technical data are based on a viscosity of 46 sq mm/s

ccm/ rpm	Press./bar max.		RPM max.		RPM min.	Mass	Order No.
	P1	P max	Press. P1	Depress.	Press. P1		
0,72	80	120	3000	4000	800	675 g	10018-143

P1 = Working Pressure max. P max. = Pressure Peak

Working Pressure / bar							
Capacity at 1.500 RPM (l/min)							
Power Consumpt./W at 1.500 RPM							
bar	10	20	40	60	80	100	120
l/min	1,0	1,0	1,0	1,0	0,9	0,9	0,8
kW	0,04	0,08	0,15	0,22	0,29	0,36	0,43

Working Pressure / bar							
Capacity at 3.000 RPM (l/min)							
Power Consumpt./W at 3.000 RPM							
bar	10	20	40	60	80	100	120
l/min	2,1	2,1	2,0	2,0	1,9	1,9	1,8
kW	0,08	0,15	0,29	0,44	0,58	0,72	0,87



Please specify Pressure, RPM, Temperature, Gain and the Duty Cycle by ordering!



Jung-Fluidtechnik GmbH  
Mohrenstrasse 7  
D-76275 Ettlingen

Phone +49 (0) 7243-14648  
Fax: +49 (0) 7243-17996  
E-Mail: info@jung-fluid.de

Data Sheet  
**IPZ 2 - HER5**  
subject to modifications